


Detroit Speed
Coilover Shock Helper Spring Kit
 Various
 P/N: 030341DS

The Detroit Speed Coilover Shock Helper Spring Kit is designed to be used with a coilover shock and spring system using a 2.5" ID coilover spring. This kit is intended to be used when you are lowering your vehicle well beyond the factory ride height to be used with the primary coilover spring. The purpose of the helper springs, is to prevent the coilover springs from losing its pre-load when the suspension is in full droop, such as when you raise the vehicle on jack stands and the rear suspension is hanging all the way down until the shocks reach full extension. This kit comes complete with 2.5" ID helper springs along with the stacked spring dividers to be installed on a pair of coilover shock assemblies.



| Item | Part Description | Quantity |
|------|--|----------|
| 1 | Helper Spring - 2.5" ID x 4" Free Length | 2 |
| 2 | Stacked Spring Divider | 2 |
| 3 | Instructions | 1 |



Installation Instructions

1. To begin installation, remove the coilover shock and spring assembly from your vehicle.
2. Remove the coilover spring seat from the shock in order to remove the coilover spring from the shock. Remove the spring from the shock.

3. Thread the spanner nut on the shock body down in order to make room to install the primary spring and the helper spring onto the shock.
4. Next, slide the helper spring up onto the shock and against the spanner nut (Figure 1).




Figure 1 – Install Helper Spring

5. Next, install the stacked spring divider with the short guide into the ID of the helper spring (Figure 2).




Figure 2 – Install Spring Divider

6. Install the primary coilover spring onto the shock and up against the spring divider. Install the coilover spring seat back onto the shock. Adjust the spanner nut down against the spring a few turns so there is pressure against the springs (Figure 3).



Figure 3 – Re-assemble Coilover Shock/Spring

7. Re-install the coilover shock assembly back into your vehicle and adjust your ride height accordingly with the new helper spring kit installed. Installation is now complete.

If you have any questions before or during the installation of this product, please contact Detroit Speed at sales@detroitsspeed.com or 704.662.3272

Legal Disclaimer: Detroit Speed is not liable for personal, property, legal, or financial damages from the use or misuse of any product we sell. The purchaser is solely responsible for the safety and performance of these products. No warranty is expressed or implied.